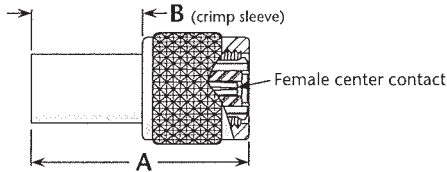
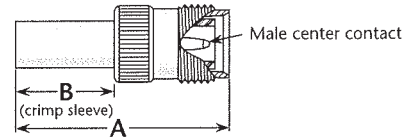


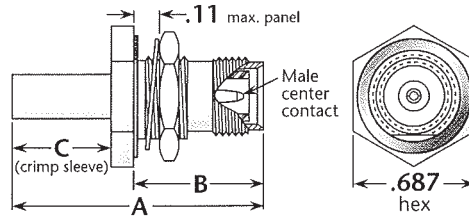
## Cable Plugs and Jacks



**Figure 1**  
(Crimp type plug)



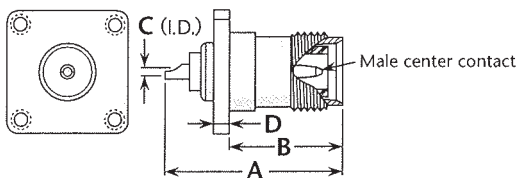
**Figure 2**  
(Crimp type jack)



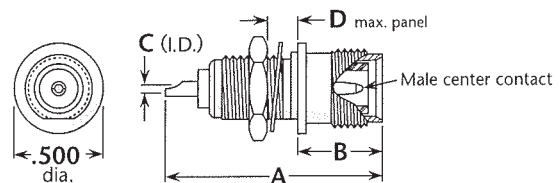
**Figure 3**  
(Crimp type bulkhead jack)

Cable Group	Fig.	Dimensions			Mounting Figure	Plating		Delta P/N	Assembly Procedure/Trim Code
		A	B	C		Body	Contact		
5	1	1.06	.50	—	—	Nickel	Gold	1203-017-N002	B/23
5	2	1.16	.50	—	—	Nickel	Gold	1210-017-N002	B/05
5	3	1.31	.68	.50	59	Nickel	Gold	1219-017-N592	B/13
6	1	1.06	.50	—	—	Nickel	Gold	1203-013-N002	B/23
6	2	1.16	.50	—	—	Nickel	Gold	1210-013-N002	B/05
6	3	1.31	.68	.50	59	Nickel	Gold	1219-013-N592	B/13

## Jack Receptacles



**Figure 1**  
(Panel jack receptacle)



**Figure 2**  
(Bulkhead jack receptacle)

Figure	Dimensions				Mounting Figure	Plating		Delta P/N
	A	B	C	D		Body	Contact	
1	1.06	.63	.062	.090	07	Nickel	Gold (C)	1213-000-N072-5
1	1.06	.63	.062	.090	09	Nickel	Gold (C)	1213-000-N092
2	1.06	.47	.062	.13	62	Nickel	Gold (C)	1220-000-N622
2	1.06	.47	.062	.19	65	Nickel	Gold (C)	1220-000-N652-1

See page 204 for cable groups. • Assembly procedures start on page 205. • See page 203 for mounting dimensions.  
(C) in contact plating column indicates captive contact. • See page 6 for alternate body plating information.