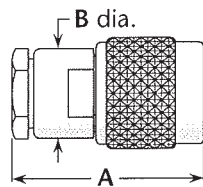
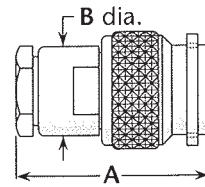


## Straight Plug—Solder-Clamp for Semi-Rigid Cable



**Figure 1**  
(Standard coupling nut)

See page 198 for  
MIL-PRF-39012  
QPL version.

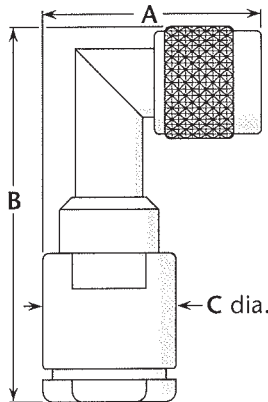


**Figure 2**  
(Safety-wire holes in coupling nut)

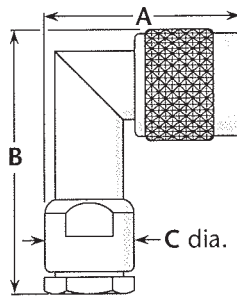
Cable Group	Figure	Dimensions		Plating		Delta P/N	Assembly Procedure/ Trim Code
		A	B	Body	Contact		
13	1	1.09	.50	Nickel*	Gold	1201-031-N003	F/08
13	2	1.09	.50	Nickel*	Gold	1240-031-N003	F/08
14	1	1.09	.50	Nickel*	Gold	1201-025-N003	F/07
14	2	1.09	.50	Nickel*	Gold	1240-025-N003	F/07

\* Solder ferrule is gold plated.

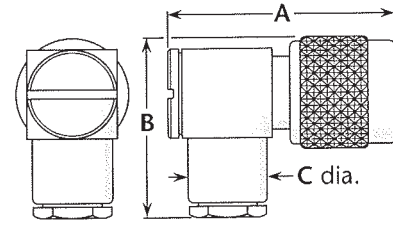
## Right Angle Plug—Military Clamp for Flexible Cable



**Figure 1**



**Figure 2**



**Figure 3**

Cable Group	Figure	Dimensions			Plating		Delta P/N	Assembly Procedure/ Trim Code
		A	B	C	Body	Contact		
1	1	1.19	1.94	.75	Nickel	Gold	1204-001-N000	A/07
2, 3	1	1.19	1.94	.75	Nickel	Gold	1204-004-N000	A/07
2, 3	1	1.19	1.94	.75	Nickel	Gold (C)	1204-004-N001	A/07
5, 6	2	1.06	1.65	.50	Nickel	Gold	1204-015-N000	A/17
5, 6	2	1.06	1.65	.50	Nickel	Gold (C)	1204-015-N001	A/17
5, 6	3	1.20	1.11	.50	Nickel	Gold (C)	1205-018-N000	A/19
7	2	1.06	1.65	.50	Nickel	Gold	1204-021-N000	A/17
7	2	1.06	1.65	.50	Nickel	Gold (C)	1204-021-N001	A/17
7	3	1.20	1.11	.50	Nickel	Gold (C)	1205-021-N000	A/19
8A	3	1.20	1.11	.50	Nickel	Gold (C)	1205-029-N000	A/19
9	2	1.06	1.65	.50	Nickel	Gold	1204-036-N000	A/18
9	3	1.20	1.11	.50	Nickel	Gold (C)	1205-036-N000-1	A/19

See page 204 for cable groups. • Assembly procedures start on page 205.  
(C) in contact plating column indicates captive contact. • See page 6 for alternate body plating information.