

Panel Plug Receptacles

Figure 1
(Solder pot contact)

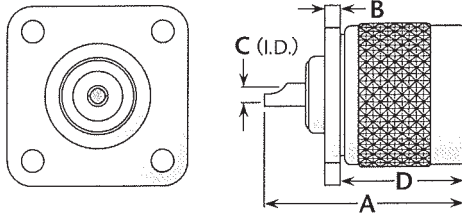


Figure 2
(Slotted contact)

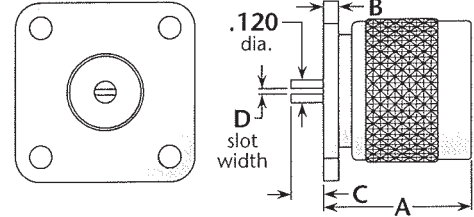


Figure 3
(Slotted contact)

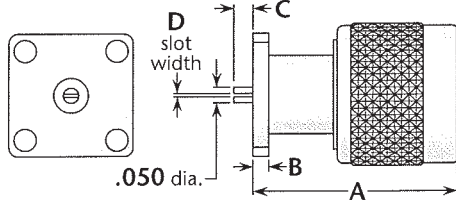


Figure 4
(Tab contact)

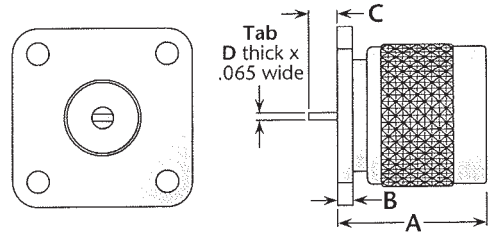


Figure 5
(Post contact)

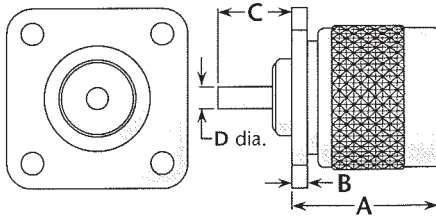


Figure 6
(Post contact)

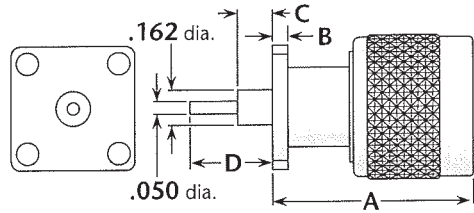


Figure 7
(Post contact)

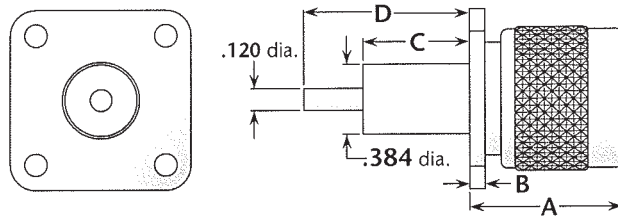


Figure	Dimensions				Mounting Figure	Plating		Delta P/N
	A	B	C	D		Body	Contact	
1	1.10	.080	.101	.72	33	Nickel	Silver (C)	1123-000-N330
1	1.10	.080	.101	.72	33	Nickel	Gold (C)	1123-000-N330-4
2	.78	.080	.050	.012/.017	33	Nickel	Gold (C)	1159-000-N330-1
2	.81	.080	.050	.012/.017	33	Nickel	Gold (C)	1159-000-N330-13
2	.81	.080	.050	.026/.030	33	Nickel	Gold (C)*	1159-000-N331-26
3	1.17	.075	.050	.020	09	Nickel	Gold (C)*	1159-000-N091-4
4	.81	.080	.100	.005/.008	33	Nickel	Gold (C)*	1159-000-N331-9
5	.81	.080	.36	.120	33	Nickel	Gold (C)	1123-000-N330-2
6	1.17	.075	.125	.250	09	Nickel	Gold (C)	1159-000-N091-10
7	.81	.080	.590	1.10	33	Nickel	Gold (C)*	1159-000-N331-6
7	.81	.080	.330	.488	33	Nickel	Gold	1159-000-N330-11
7	.81	.080	.330	.488	33	Nickel	Gold (C)*	1159-000-N331

*Epoxy-captivated contact.

(C) in contact plating column indicates captive contact. • See page 203 for mounting dimensions.
• See page 6 for alternate body plating information. • All items are available with other flange sizes and contact configurations.