

Panel Jack—For Flexible Cable

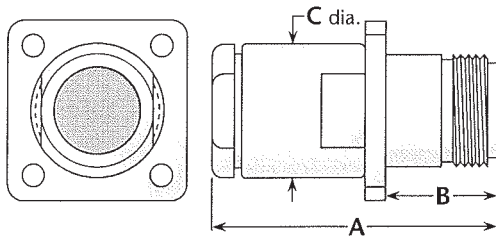


Figure 1

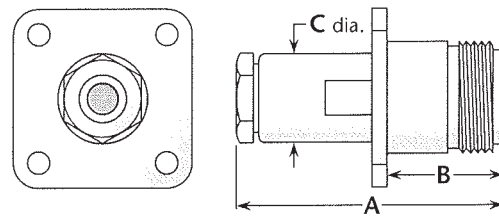
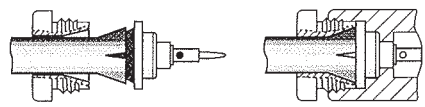


Figure 2

Heli-Grip® Cable Attachment (where noted)



These connectors have captivated contacts and allow rapid, easy assembly—simply trim the cable, slide into the cone/insulator/contact assembly (left), solder the center conductor to the contact, and screw body assembly (right) onto cable assembly.

Military Clamp for Flexible Cable

Cable Group	Fig.	Dimensions			Mounting Figure	Plating		Delta P/N	Assembly Procedure/Trim Code
		A	B	C		Body	Contact		
1	1	1.67	.66	.75	33	Silver	Gold (C)	M39012/02-0104	A/01
2, 3	1	1.58	.66	.75	33	Nickel	Silver	UG-22D/U	A/01
2, 3	1	1.58	.66	.75	33	Nickel	Gold	UG-22F/U	A/01
2, 3	1	1.58	.66	.75	33	Nickel	Silver (C)	UG-1187/U	A/01
2, 3	1	1.58	.66	.75	33	Nickel	Silver (C)	UG-1187A/U	A/01
2, 3	1	1.67	.66	.75	33	Silver	Gold (C)	M39012/02-0006	A/01
5, 6	2	1.41	.66	.50	33	Nickel	Silver	UG-1095B/U	A/13
5, 6	2	1.41	.66	.50	33	Nickel	Gold	UG-1095C/U	A/13
5, 6	2	1.41	.66	.50	27	Nickel	Silver	1111-015-N270	A/13
5, 6	2	1.48	.66	.50	27	Nickel	Gold (C)	1111-015-N271	A/02
5, 6	2	1.41	.66	.50	33	Nickel	Silver (C)	1111-015-N331	A/02
7	2	1.41	.66	.50	33	Nickel	Silver	UG-593A/U	A/14
9	2	1.44	.66	.50	33	Nickel	Silver	1111-036-N330	A/16
9	2	1.48	.66	.50	33	Nickel	Silver (C)	1111-036-N331	A/15
19	1	1.56	.66	.75	33	Nickel	Gold (C)	1111-027-N331	A/12
22	1	1.87	.66	.69	30	Nickel	Gold	1111-123-N300	C/03

Heli-Grip for Flexible Cable

Cable Group	Fig.	Dimensions			Mounting Figure	Plating		Delta P/N	Assembly Procedure/Trim Code
		A	B	C		Body	Contact		
2, 3	1	1.58	.66	.75	33	Nickel	Gold (C)	1111-004-N335	E/01
5, 6 [§]	2	1.41	.66	.50	33	Nickel	Gold (C)	1111-015-N335	E/03
RG-223	2	1.41	.66	.50	33	Nickel	Gold (C)	1111-015-N335-1	E/03
7	2	1.41	.66	.50	33	Nickel	Gold (C)	1111-021-N335	E/03
9	2	1.41	.66	.50	33	Nickel	Gold (C)	1111-037-N335-1	E/03
10	2	1.41	.66	.50	33	Nickel	Gold (C)	1111-100-N335-1	E/03

[§]Except RG-223/U.

See page 204 for cable groups. • Assembly procedures start on page 205. • See page 203 for mounting dimensions. (C) in contact plating column indicates captive contact. • See page 6 for alternate body plating information.