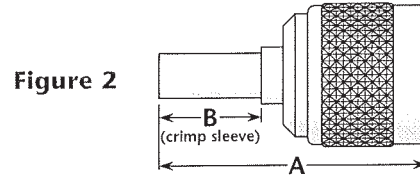
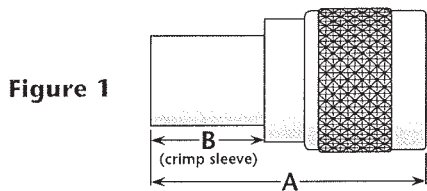


## Straight Plug—Crimp Type for Flexible Cable



Cable Group	Figure	Dimensions		Plating		Delta P/N	Assembly Procedure/ Trim Code
		A	B	Body	Contact		
2	1	1.51	.63	Nickel	Silver	1103-002-N000	B/01
2	1	1.55	.63	Nickel	Gold (C)	1103-002-N001-9	B/03
2	1	1.55	.60	Silver	Gold (C)	M39012/01B0007*	B/03
2	1	1.55	.60	Silver	Gold (C)	M39012/01-0502*	B/03
2B	1	1.55	.63	Nickel	Silver	1103-070-N000	B/01
3A, 4	1	1.55	.63	Nickel	Gold (C)	1103-004-N001-1	B/03
3A, 4	1	1.51	.63	Nickel	Silver	1103-005-N000	B/01
3A, 3C, 4	1	1.55	.60	Silver	Gold (C)	M39012/01B0008*	B/03
3A, 3C, 4	1	1.55	.60	Silver	Gold (C)	M39012/01-0501*	B/03
4	1	1.50	.63	Nickel	Silver	1103-079-N000	B/01
5	2	1.43	.50	Nickel	Silver	1103-017-N000	B/04
5	1	1.48	.50	Nickel	Gold (C)	1103-017-N001	B/05
6	2	1.43	.50	Nickel	Silver	1103-013-N000	B/04
6	1	1.45	.50	Nickel	Gold (C)	1103-018-N001	B/03
6	1	1.45	.50	Silver	Gold (C)	M39012/01-0503*	B/03
7	2	1.43	.50	Nickel	Silver	1103-020-N000	B/06
7	1	1.38	.50	Nickel	Gold (C)	1103-020-N001	B/03

\* Lockwire holes in coupling nut.

## Straight Plug—Heli-Grip® for Flexible Cable

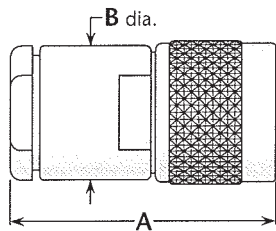


Figure 1

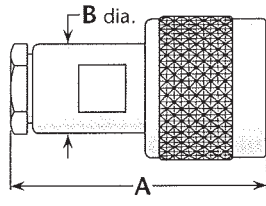
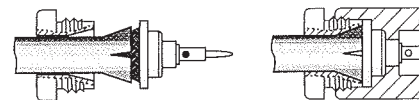


Figure 2

### Heli-Grip® Cable Attachment



These connectors have captivated contacts and allow rapid, easy assembly—simply trim the cable, slide into the cone/insulator/contact assembly (left), solder the center conductor to the contact, and screw body assembly (right) onto cable assembly.

Cable Group	Figure	Dimensions		Plating		Delta P/N	Assembly Procedure/ Trim Code
		A	B	Body	Contact		
2	1	1.50	.75	Nickel	Gold (C)	1101-004-N005	E/01
3	1	1.50	.75	Nickel	Gold (C)	1101-004-N005-6	E/01
5, 6 <sup>§</sup>	2	1.41	.50	Nickel	Gold (C)	1101-015-N005	E/02
RG-223	2	1.41	.50	Nickel	Gold (C)	1101-015-N005-1	E/02
7	2	1.38	.50	Nickel	Gold (C)	1101-021-N005	E/02
24	1	1.50	.75	Nickel	Gold (C)	1101-052-N005	E/01
26	1	1.50	.75	Nickel	Gold (C)	1101-108-N005	E/01

<sup>§</sup>Except RG-223/U.

See page 204 for cable groups. • Assembly procedures start on page 205.

(C) in contact plating column indicates captive contact. • See page 6 for alternate body plating information.