

## Panel Jack—Heli-Grip® for Flexible Cable

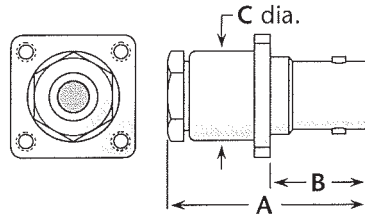
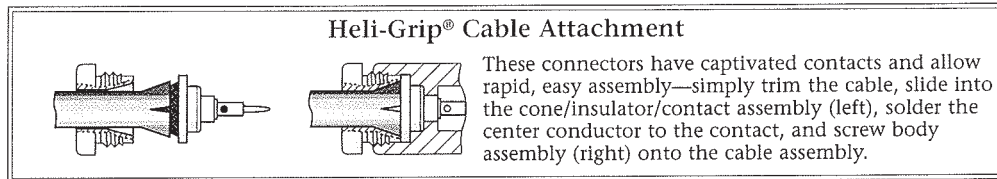


Figure 1

Cable Group	Fig.	Dimensions			Mounting Figure	Plating		Delta P/N	Assembly Procedure/Trim Code
		A	B	C		Body	Contact		
5, 6 <sup>s</sup>	1	1.16	.55	.50	07	Nickel	Silver (C)	1011-018-N075	E/03
RG-223	1	1.16	.55	.50	07	Nickel	Silver (C)	1011-015-N075	E/03
7	1	1.16	.55	.50	07	Nickel	Silver (C)	1011-019-N075	E/03
8A	1	1.16	.55	.50	07	Nickel	Silver (C)	1011-029-N075	E/03
8B	1	1.16	.55	.50	07	Nickel	Silver (C)	1011-043-N075	E/03
9	1	1.16	.55	.50	07	Nickel	Silver (C)	1011-037-N075	E/03
10	1	1.16	.55	.50	07	Nickel	Silver (C)	1011-100-N075	E/03
11	1	1.16	.55	.50	07	Nickel	Silver (C)	1011-038-N075	E/03

§Except RG-223/U.

## Panel Jack—Crimp Type for Flexible Cable

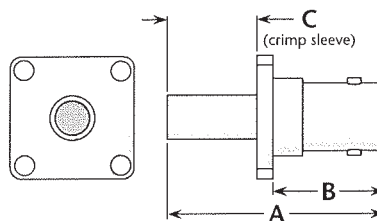


Figure 1

Cable Group	Fig.	Dimensions			Mounting Figure	Plating		Delta P/N	Assembly Procedure/Trim Code
		A	B	C		Body	Contact		
5	1	1.22	.63	.50	09	Nickel	Gold (C)	1055-017-N091	B/12
6	1	1.22	.63	.50	09	Nickel	Gold (C)	1055-015-N091	B/12
7	1	1.22	.63	.50	09	Nickel	Gold (C)	1055-019-N091	B/12

See page 204 for cable groups. • Assembly procedures start on page 205. • See page 203 for mounting dimensions. (C) in contact plating column indicates captive contact. • See page 6 for alternate body plating information.