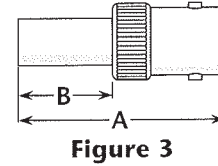
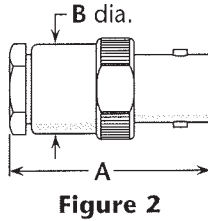
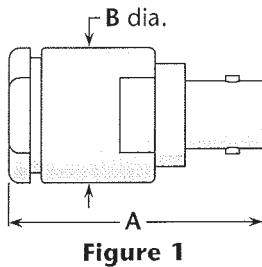


Straight Jacks—For Flexible and Semi-Rigid Cable



Military Clamp for Flexible Cable

Cable Group	Figure	Dimensions		Plating		Delta P/N	Assembly Procedure/ Trim Code
		A	B	Body	Contact		
2, 3	1	1.75	.75	Nickel	Silver	1008-004-N000	A/20
5, 6	2	1.16	.50	Nickel	Silver	UG-89C/U	A/17
5, 6	2	1.16	.50	Nickel	Gold (C)	1008-015-N001	A/17
5, 6	2	1.16	.50	Silver	Gold (C)	M39012/17-0101	A/17
7	2	1.16	.50	Nickel	Silver	UG-261C/U	A/17
7	2	1.16	.50	Nickel	Silver (C)	1008-021-N001	A/17
7	2	1.16	.50	Silver	Gold (C)	M39012/17-0102	A/17
8A	2	1.16	.50	Silver	Gold (C)	M39012/17-0103	A/17
9	2	1.16	.50	Nickel	Silver	1008-036-N000	A/18
9	2	1.16	.50	Nickel	Silver (C)	1008-036-N001	A/18
11	2	1.16	.50	Nickel	Silver	1008-038-N000	A/18
22	2	1.16	.50	Silver	Gold (C)	M39012/17-0118	A/17
23	2	1.16	.50	Silver	Gold (C)	M39012/17-0111	A/17

Heli-Grip for Flexible Cable

5, 6 [§]	2	1.16	.50	Nickel	Silver (C)	1008-018-N005-1	E/03
RG-223	2	1.16	.50	Nickel	Silver (C)	1008-015-N005	E/03
7	2	1.16	.50	Nickel	Silver (C)	1008-019-N005	E/03
8A	2	1.16	.50	Nickel	Silver (C)	1008-029-N005	E/03
8B	2	1.16	.50	Nickel	Silver (C)	1008-043-N005	E/03
9	2	1.16	.50	Nickel	Silver (C)	1008-037-N005	E/03
10	2	1.16	.50	Nickel	Silver (C)	1008-100-N005	E/03
11	2	1.16	.50	Nickel	Silver (C)	1008-038-N005-2	E/03

Crimp Type for Flexible Cable

5	3	1.16	.50	Nickel	Gold	1010-017-N000-1	B/05
6	3	1.16	.50	Nickel	Gold	1010-013-N000	B/05
7	3	1.16	.50	Nickel	Gold	1010-020-N000	B/05
7	3	1.06	.41	Nickel	Silver	1010-020-N001-1**	***

Solder-Clamp for Semi-Rigid Cable

13	2	1.16	.50	Nickel*	Silver	1008-031-N003	F/08
14	2	1.16	.50	Nickel*	Silver	1008-025-N003	F/07

[§]Except RG-223/U.

*Solder ferrule is gold plated.

See page 204 for cable groups. • Assembly procedures start on page 205.
 (C) in contact plating column indicates captive contact. • See page 6 for alternate body plating information.
 Indicates crimp center contact. • *Contact factory for cable assembly instructions.