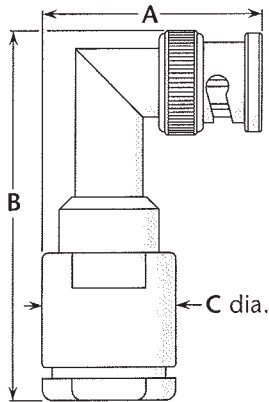
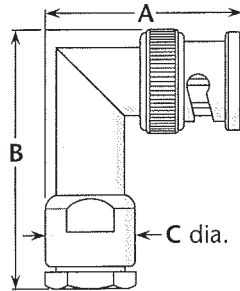


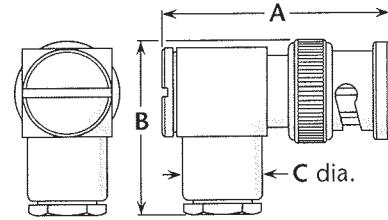
## Right Angle Plug—Military Clamp for Flexible Cable



**Figure 1**



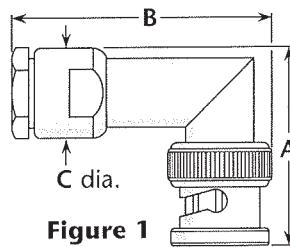
**Figure 2**



**Figure 3**

Cable Group	Figure	Dimensions			Plating		Delta P/N	Assembly Procedure/ Trim Code
		A	B	C	Body	Contact		
1	1	1.23	1.92	.75	Nickel	Gold	1004-001-N000	A/07
2, 3	1	1.23	1.92	.75	Nickel	Silver	1004-004-N000	A/07
5, 6	2	1.09	1.61	.50	Nickel	Silver	UG-913/U	A/17
5, 6	2	1.09	1.61	.50	Nickel	Silver	UG-913A/U	A/17
5, 6	2	1.09	1.61	.50	Nickel	Silver (C)	1004-015-N001	A/17
5, 6	2	1.09	1.61	.50	Silver	Gold (C)	M39012/20-0101	A/17
5, 6	3	1.25	1.06	.44	Nickel	Silver (C)	1005-014-N000	C/05
7	2	1.09	1.61	.50	Nickel	Silver	1004-021-N000	A/17
7	2	1.09	1.61	.50	Nickel	Silver (C)	1004-021-N001	A/17
7	2	1.09	1.61	.50	Silver	Gold (C)	M39012/20-0102	A/17
7	3	1.25	1.06	.44	Nickel	Silver (C)	1005-021-N000-1	C/05
8A	3	1.25	1.06	.44	Nickel	Silver (C)	1005-029-N000	C/05
8B	2	1.09	1.61	.50	Nickel	Silver	1004-043-N000	A/17
9	2	1.09	1.61	.50	Nickel	Silver	1004-036-N000	A/18
9	3	1.25	1.06	.44	Nickel	Silver (C)	1005-036-N000	C/05
22	2	1.09	1.61	.50	Silver	Gold (C)	M39012/20-0108	A/17

## Right Angle Plug—Solder-Clamp for Semi-Rigid Cable



**Figure 1**

Cable Group	Figure	Dimensions			Plating		Delta P/N	Assembly Procedure/ Trim Code
		A	B	C	Body	Contact		
13	1	1.09	1.61	.50	Nickel*	Silver	1004-031-N003	F/08
14	1	1.09	1.61	.50	Nickel*	Silver	1004-025-N003	F/07

\* Solder ferrule is gold plated.

See page 204 for cable groups. • Assembly procedures start on page 205.  
(C) in contact plating column indicates captive contact. • See page 6 for alternate body plating information.