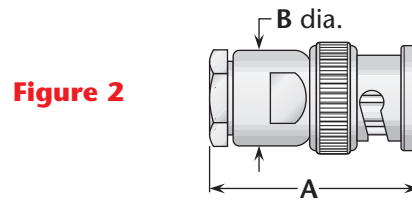
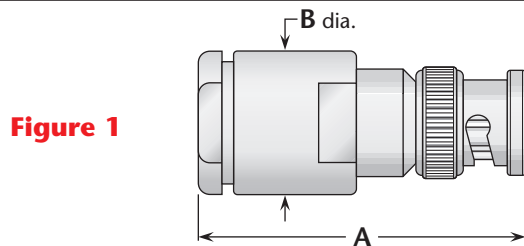
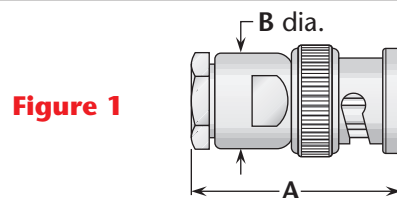


## Straight Plug—Military Clamp for Flexible Cable



Cable Group	Figure	Dimensions		Plating		Delta P/N	Assembly Procedure/ Trim Code
		A	B	Body	Contact		
1	1	1.16	.56	Nickel	Silver	1001-001-N000-1	C/06
2, 3	1	1.66	.75	Nickel	Silver	UG-959A/U	A/01
2, 3	1	1.66	.75	Silver	Gold (C)	M39012/16-0225	A/01
5, 6	2	1.03	.44	Nickel	Silver	UG-88/U	C/04
5, 6	2	1.06	.50	Nickel	Silver	UG-88C/U	A/17
5, 6	2	1.06	.50	Nickel	Silver	UG-88E/U	A/17
5, 6	2	1.06	.50	Nickel	Gold (C)	1001-015-N001	A/17
5, 6	2	1.06	.50	Silver	Gold (C)	M39012/16-0101	A/17
7	2	1.03	.44	Nickel	Silver	UG-260/U	C/04
7	2	1.06	.50	Nickel	Silver	UG-260B/U	A/17
7	2	1.06	.50	Nickel	Silver	UG-260D/U	A/17
7	2	1.06	.50	Nickel	Silver (C)	1001-021-N001	A/17
7	2	1.06	.50	Silver	Gold (C)	M39012/16-0102	A/17
8A	2	1.06	.50	Nickel	Silver	UG-1033C/U	A/17
8A	2	1.06	.50	Nickel	Silver (C)	1001-029-N001	A/17
8A	2	1.06	.50	Silver	Gold (C)	M39012/16-0103	A/17
8B	2	1.06	.50	Nickel	Silver	1001-043-N000	A/17
8B	2	1.06	.50	Nickel	Silver (C)	1001-043-N001	A/17
9	2	1.06	.50	Nickel	Silver	1001-036-N000	A/18
9	2	1.06	.50	Nickel	Silver (C)	1001-036-N001	A/18
9	2	1.06	.50	Silver	Gold (C)	M39012/16-0220	A/37
11	2	1.06	.50	Nickel	Silver	1001-038-N000	A/18
22	2	1.06	.50	Silver	Gold (C)	M39012/16-0118	A/17
23	2	1.06	.50	Silver	Gold (C)	M39012/16-0111	A/17
25	2	1.06	.50	Nickel	Silver	1001-132-N000	A/17

## Straight Plug—Solder-Clamp for Semi-Rigid Cable



Cable Group	Figure	Dimensions		Plating		Delta P/N	Assembly Procedure/ Trim Code
		A	B	Body	Contact		
13	1	1.06	.50	Nickel*	Silver	1001-031-N003	F/08
14	1	1.06	.50	Nickel*	Silver	1001-025-N003	F/07

\* Solder ferrule is gold plated.

See page 204 for cable groups. • Assembly procedures start on page 205.  
(C) in contact plating column indicates captive contact. • See page 6 for alternate body plating information.