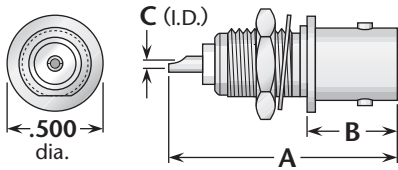
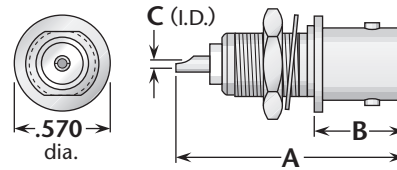


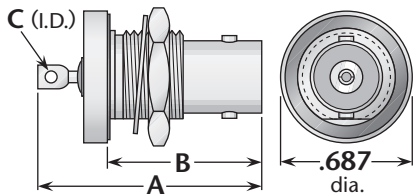
## Bulkhead Jack Receptacles



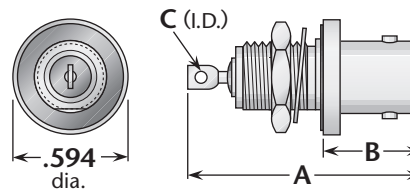
**Figure 1**  
(Front mount)



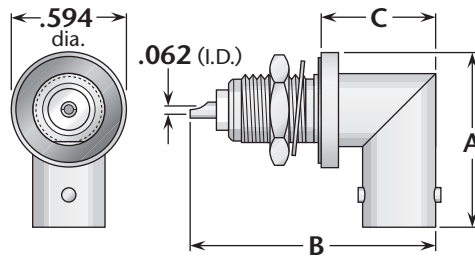
**Figure 2**  
(Front mount, pressurized [non-hermetic], with mounting gasket)



**Figure 3**  
(Rear mount, hermetically sealed, with mounting gasket)



**Figure 4**  
(Front mount, hermetically sealed, with mounting gasket)



**Figure 5**  
(Right angle, solder pot contact)

Figure	Dimensions			Max. Panel	Mounting Figure	Plating		Delta P/N
	A	B	C			Body	Contact	
1	1.06	.49	.062	.13	62	Nickel	Silver (C)	UG-625B/U
2	1.28	.60	.052	.19	75	Nickel	Silver (C)	UG-657/U
2	1.28	.60	.052	.19	75	Nickel	Silver (C)	UG-657A/U
1	1.06	.47	.062	.13	65	Nickel	Silver (C)	UG-1094/U
1	1.19	.47	.062	.26	65	Nickel	Silver (C)	UG-1094A/U
1	1.06	.49	.062	.13	62	Silver	Gold (C)	M39012/21-0001
1	1.19	.47	.062	.26	65	Silver	Gold (C)	M39012/21-0002
1	1.19	.47	.062	.26	62	Silver	Gold (C)	M39012/21-0003
3	1.20	.83	.062	.26	59	Nickel	Silver (C)	UG-911A/U
3	1.20	.83	.062	.26	59	Silver	Gold (C)	M39012/24-0001
4	1.20	.52	.062	.26	65	Nickel	Silver (C)	UG-912/U
4	1.33	.52	.062	.34	65	Nickel	Silver (C)	UG-912A/U
4	1.20	.52	.062	.26	65	Silver	Gold (C)	M39012/24-0002
5	.92	1.22	.59	.13	63	Nickel	Silver (C)	UG-1098/U
5	.92	1.34	.59	.25	63	Nickel	Silver (C)	UG-1098A/U
5	.92	1.22	.59	.13	62	Nickel	Silver (C)	UG-1174/U

(C) in contact plating column indicates captive contact. • See page 6 for alternate body plating information. See page 203 for mounting dimensions. • All items are available with other flange sizes and contact configurations.