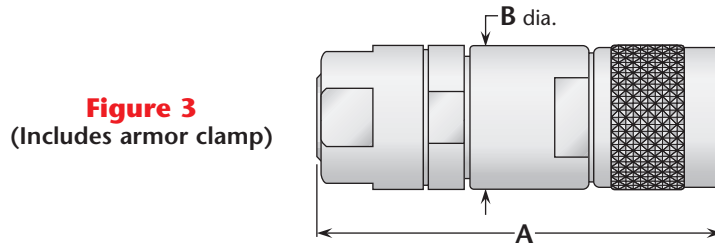
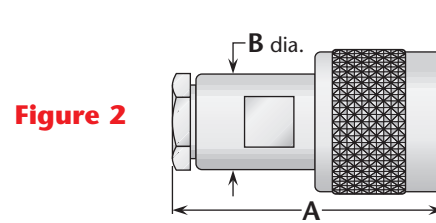
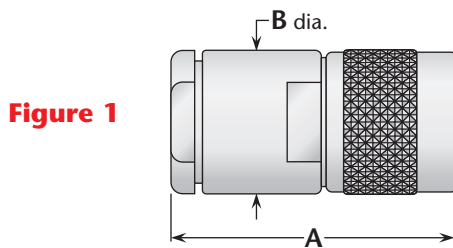


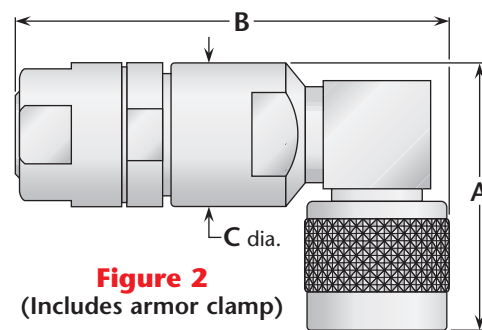
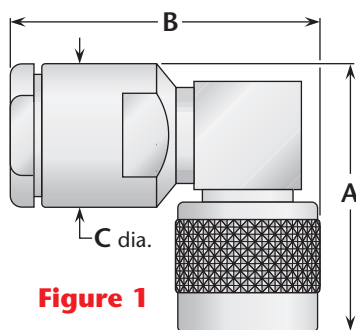
Straight Plug—Military Clamp for Flexible Cable



| Cable Group | Figure | Dimensions | | Plating | | Delta P/N | Assembly Procedure/ Trim Code |
|-------------|--------|------------|-----|---------|------------|---------------|----------------------------------|
| | | A | B | Body | Contact | | |
| 1 | 1 | 1.50 | .75 | Nickel | Silver | UG-626B/U | A/20 |
| 2, 3 | 1 | 1.50 | .75 | Nickel | Silver | UG-573B/U | A/20 |
| 2, 3 | 1 | 1.72 | .75 | Nickel | Silver | UG-628A/U* | A/21 |
| 2, 3 | 1 | 1.50 | .75 | Nickel | Silver (C) | 1401-004-N001 | A/01 |
| 5, 6 | 2 | 1.36 | .50 | Nickel | Silver | UG-709B/U | A/13 |
| 5, 6 | 2 | 1.36 | .50 | Nickel | Silver (C) | 1401-015-N001 | A/02 |
| 7 | 2 | 1.36 | .50 | Nickel | Silver | UG-627B/U | A/22 |
| 15 | 3 | 2.13 | .75 | Nickel | Silver | UG-943B/U | D/04 |
| 16 | 1 | 1.63 | .88 | Nickel | Silver | UG-707A/U | A/23 |

* High-voltage type.

Right Angle Plug—Military Clamp for Flexible Cable



| Cable Group | Figure | Dimensions | | | Plating | | Delta P/N | Assembly Procedure/ Trim Code |
|-------------|--------|------------|------|-----|---------|------------|---------------|----------------------------------|
| | | A | B | C | Body | Contact | | |
| 2, 3 | 1 | 1.35 | 1.62 | .75 | Nickel | Gold | UG-710B/U | A/07 |
| 2, 3 | 1 | 1.35 | 1.62 | .75 | Nickel | Silver (C) | 1404-004-N001 | A/01 |
| 15 | 2 | 1.35 | 2.31 | .75 | Nickel | Silver | UG-945B/U | D/01 |
| 16 | 1 | 1.41 | 1.78 | .88 | Nickel | Silver | 1404-007-N000 | A/24 |

See page 204 for cable groups. • Assembly procedures start on page 205.
(C) in contact plating column indicates captive contact. • See page 6 for alternate body plating information.