

Panel and Bulkhead Receptacles

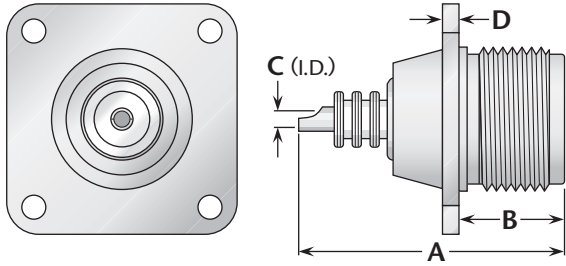


Figure 1
(Panel jack receptacle)

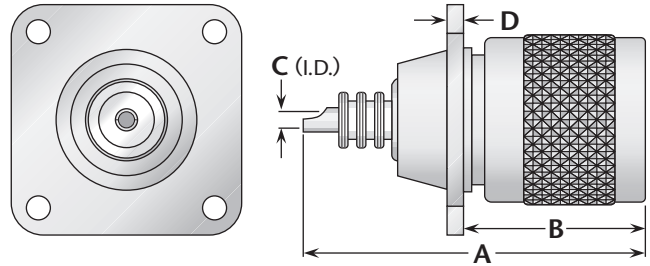


Figure 2
(Panel plug receptacle)

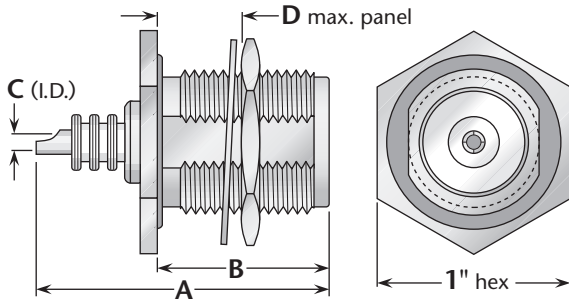


Figure 3
(Bulkhead jack receptacle)

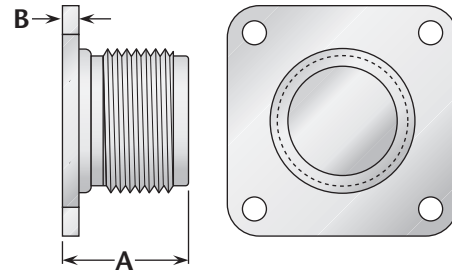


Figure 4
(Dummy receptacle)

Figure	Dimensions				Mounting Figure	Plating		Delta P/N
	A	B	C	D		Body	Contact	
1	1.50	.59	.106	.080	40	Nickel	Silver (C)	UG-496/U
2	1.88	.94	.106	.080	40	Nickel	Silver (C)	1623-000-N401
3	1.55	.89	.106	.25	69	Nickel	Silver (C)	1621-000-N691
4	.875	.125	—	—	34*	Nickel	—	1663-000-N340

* Except mounting holes are .120 diameter.

Dust Caps

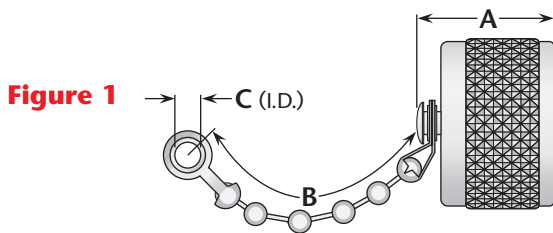


Figure 1

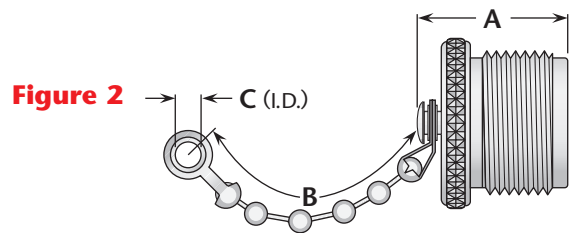


Figure 2

Figure	Dimensions			Features	Plating		Delta P/N
	A	B	C		Body	Contact	
1	.70	3.50	.144	Bead chain	Nickel	—	1632-000-N000
2	.70	3.50	.144	Bead chain	Nickel	—	1633-000-N000

See page 203 for mounting dimensions. • (C) in contact plating column indicates captive contact.
See page 6 for alternate body plating information. • Dust caps available with other chain styles and lengths.