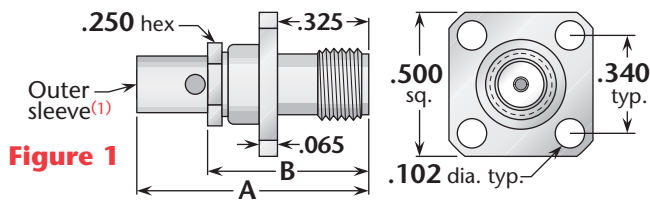
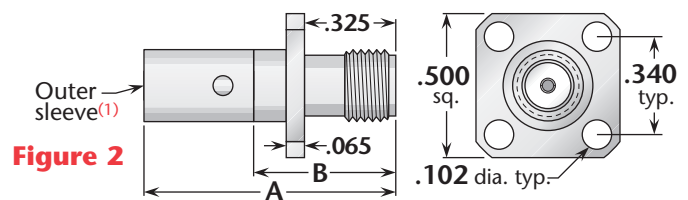
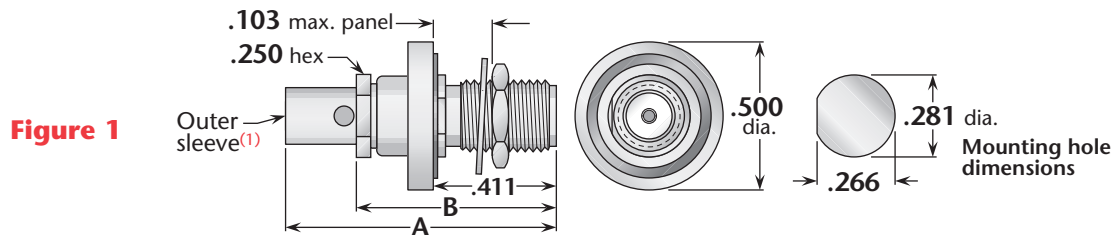
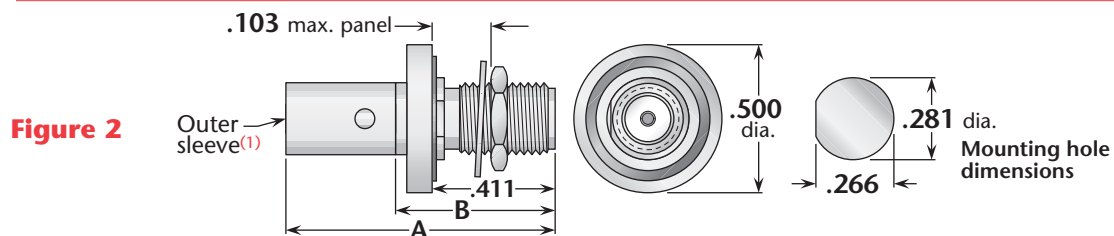


M39012/58—SMA Panel Jack


Figure 1

Figure 2

M39012 P/N	Category	Cable Group	Figure	Dimensions		Plating		Assembly Procedure/ Trim Code
				A	B	Body	Contact	
M39012/58-3006	A	I	1	.87	.63	Gold ⁽²⁾	Gold (C)	M / 01
M39012/58-3007	A	II	1	.87	.63	Gold ⁽²⁾	Gold (C)	M / 01
M39012/58-3008	A	IV	2	.90	.53	Gold	Gold (C)	K / 12
M39012/58-3009	A	VI	2	.90	.53	Gold	Gold (C)	K / 12
M39012/58-3025	C	I	1	.87	.63	Passivated	Gold (C)	M / 01
M39012/58-3026	C	IIA	1	.93	.63	Passivated	Gold (C)	M / 01
M39012/58-3027	C	IV	2	.91	.53	Passivated	Gold (C)	K / 12
M39012/58-3028	C	VIB	2	.91	.53	Passivated	Gold (C)	K / 12
M39012/58-3029	C	VIA	2	.93	.53	Passivated	Gold (C)	K / 12
M39012/58-3030	A	III	1	.87	.63	Gold ⁽²⁾	Gold (C)	M / 01

M39012/59—SMA Bulkhead Jack


Figure 1

Figure 2

M39012 P/N	Category	Cable Group	Figure	Dimensions		Plating		Assembly Procedure/ Trim Code
				A	B	Body	Contact	
M39012/59-3006	A	I	1	.87	.63	Gold ⁽²⁾	Gold (C)	M / 01
M39012/59-3007	A	II	1	.87	.63	Gold ⁽²⁾	Gold (C)	M / 01
M39012/59-3008	A	IV	2	.90	.53	Gold	Gold (C)	K / 12
M39012/59-3009	A	VI	2	.90	.53	Gold	Gold (C)	K / 12
M39012/59-3025	C	I	1	.87	.63	Passivated	Gold (C)	M / 01
M39012/59-3026	C	IIA	1	.93	.63	Passivated	Gold (C)	M / 01
M39012/59-3027	C	IV	2	.91	.53	Passivated	Gold (C)	K / 12
M39012/59-3028	C	VIB	2	.91	.53	Passivated	Gold (C)	K / 12
M39012/59-3029	C	VIA	2	.93	.53	Passivated	Gold (C)	K / 12
M39012/59-3030	A	III	1	.87	.63	Gold ⁽²⁾	Gold (C)	M / 01

⁽¹⁾ Category A: Solder sleeve with access hole as shown; Category C: Crimp sleeve without access hole.

⁽²⁾ Mating thread area is passivated; body tail is gold plated for soldering of cable braid.

See page 185 for cable groups and category definitions. • Assembly procedures start on page 205. • (C) indicates captive contact.