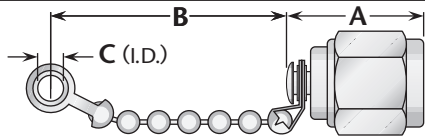
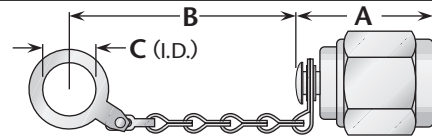


## M39012/25—SMA Dust Caps

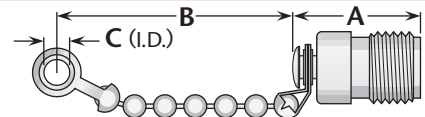
**Figure 1**  
(Cap for  
SMA jack)



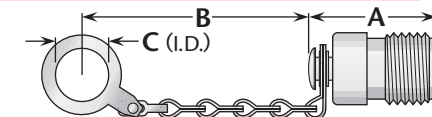
**Figure 2**  
(Cap for  
SMA jack)



**Figure 3**  
(Cap for  
SMA plug)

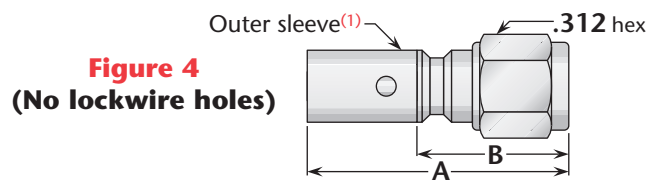
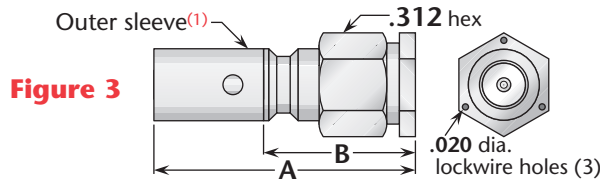
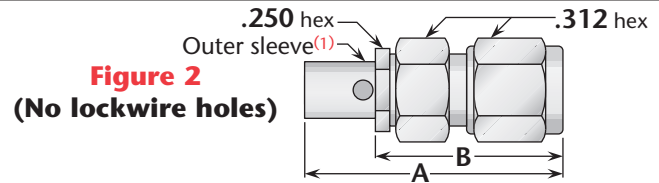
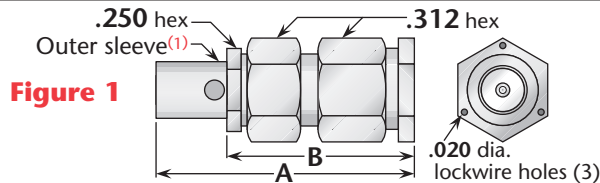


**Figure 4**  
(Cap for  
SMA plug)



M39012 P/N	Figure	Dimensions			Chain Type	Plating	
		A	B	C		Body	Contact
M39012/25-3024	1	.50	2.25	.144	Bead	Passivated	—
M39012/25-3025	2	.50	3.25	.281	Safety	Passivated	—
M39012/25-3026	3	.50	3.25	.144	Bead	Passivated	—
M39012/25-3027	4	.50	3.25	.281	Safety	Passivated	—

## M39012/55—SMA Straight Plug



M39012 P/N	Category	Cable Group	Figure	Dimensions		Plating		Assembly Procedure/ Trim Code
				A	B	Body	Contact	
M39012/55-3006	A	I	1	.91	.67	Gold (2)	Gold (C)	M / 01
M39012/55-3007	A	II	1	.91	.67	Gold (2)	Gold (C)	M / 01
M39012/55-3008	A	IV	3	.94	.57	Gold (2)	Gold (C)	K / 12
M39012/55-3009	A	VI	3	.94	.57	Gold (2)	Gold (C)	K / 12
M39012/55-3025	C	I	1	.91	.67	Passivated	Gold (C)	M / 01
M39012/55-3026	C	IIA	1	.97	.67	Passivated	Gold (C)	M / 01
M39012/55-3027	C	IV	3	.94	.57	Passivated	Gold (C)	K / 12
M39012/55-3028	C	VIB	3	.95	.57	Passivated	Gold (C)	K / 12
M39012/55-3029	C	VIA	3	.97	.57	Passivated	Gold (C)	K / 12
M39012/55-3030	A	III	1	.91	.67	Gold (2)	Gold (C)	M / 01
M39012/55-3106	A	I	2	.91	.67	Gold (2)	Gold (C)	M / 01
M39012/55-3107	A	II	2	.91	.67	Gold (2)	Gold (C)	M / 01
M39012/55-3108	A	IV	4	.94	.57	Gold (2)	Gold (C)	K / 12
M39012/55-3109	A	VI	4	.94	.57	Gold (2)	Gold (C)	K / 12
M39012/55-3125	C	I	2	.91	.67	Passivated	Gold (C)	M / 01
M39012/55-3126	C	IIA	2	.97	.57	Passivated	Gold (C)	M / 01
M39012/55-3127	C	IV	4	.94	.57	Passivated	Gold (C)	K / 12
M39012/55-3128	C	VIB	4	.95	.57	Passivated	Gold (C)	K / 12
M39012/55-3129	C	VIA	4	.97	.57	Passivated	Gold (C)	K / 12
M39012/55-3130	A	III	2	.91	.67	Gold (2)	Gold (C)	M / 01

(1) Category A: Solder sleeve with access hole as shown; Category C: Crimp sleeve without access hole.

(2) Coupling nut is passivated; body tail is gold plated for soldering of cable braid.

See page 185 for cable groups and category definitions. • Assembly procedures start on page 205. • (C) indicates captive contact.