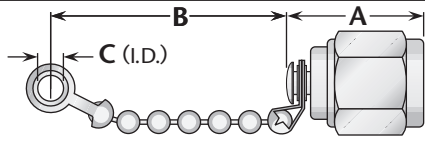
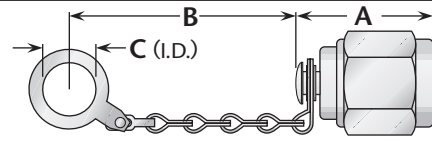


## M39012/25—SMA Dust Caps

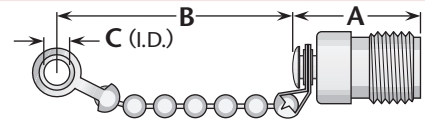
**Figure 1**  
(Cap for SMA jack)



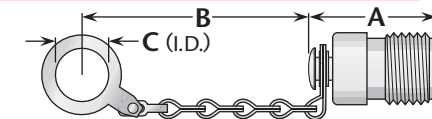
**Figure 2**  
(Cap for SMA jack)



**Figure 3**  
(Cap for SMA plug)

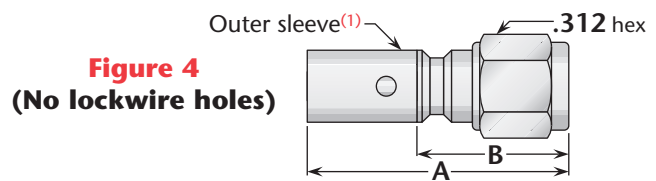
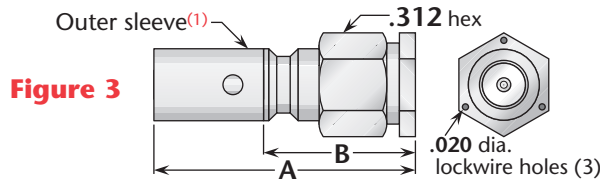
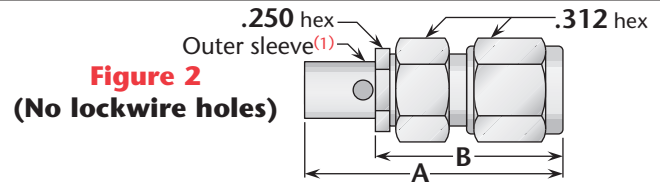
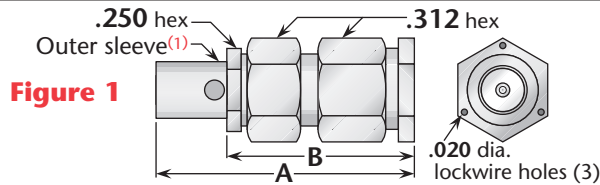


**Figure 4**  
(Cap for SMA plug)



M39012 P/N	Figure	Dimensions			Chain Type	Plating	
		A	B	C		Body	Contact
<b>M39012/25-3024</b>	1	.50	2.25	.144	Bead	Passivated	—
<b>M39012/25-3025</b>	2	.50	3.25	.281	Safety	Passivated	—
<b>M39012/25-3026</b>	3	.50	3.25	.144	Bead	Passivated	—
<b>M39012/25-3027</b>	4	.50	3.25	.281	Safety	Passivated	—

## M39012/55—SMA Straight Plug



M39012 P/N	Category	Cable Group	Figure	Dimensions		Plating		Assembly Procedure/ Trim Code
				A	B	Body	Contact	
<b>M39012/55-3006</b>	A	I	1	.91	.67	Gold <sup>(2)</sup>	Gold (C)	M / 01
<b>M39012/55-3007</b>	A	II	1	.91	.67	Gold <sup>(2)</sup>	Gold (C)	M / 01
<b>M39012/55-3008</b>	A	IV	3	.94	.57	Gold <sup>(2)</sup>	Gold (C)	K / 12
<b>M39012/55-3009</b>	A	VI	3	.94	.57	Gold <sup>(2)</sup>	Gold (C)	K / 12
<b>M39012/55-3025</b>	C	I	1	.91	.67	Passivated	Gold (C)	M / 01
<b>M39012/55-3026</b>	C	IIA	1	.97	.67	Passivated	Gold (C)	M / 01
<b>M39012/55-3027</b>	C	IV	3	.94	.57	Passivated	Gold (C)	K / 12
<b>M39012/55-3028</b>	C	VIB	3	.95	.57	Passivated	Gold (C)	K / 12
<b>M39012/55-3029</b>	C	VIA	3	.97	.57	Passivated	Gold (C)	K / 12
<b>M39012/55-3030</b>	A	III	1	.91	.67	Gold <sup>(2)</sup>	Gold (C)	M / 01
<b>M39012/55-3106</b>	A	I	2	.91	.67	Gold <sup>(2)</sup>	Gold (C)	M / 01
<b>M39012/55-3107</b>	A	II	2	.91	.67	Gold <sup>(2)</sup>	Gold (C)	M / 01
<b>M39012/55-3108</b>	A	IV	4	.94	.57	Gold <sup>(2)</sup>	Gold (C)	K / 12
<b>M39012/55-3109</b>	A	VI	4	.94	.57	Gold <sup>(2)</sup>	Gold (C)	K / 12
<b>M39012/55-3125</b>	C	I	2	.91	.67	Passivated	Gold (C)	M / 01
<b>M39012/55-3126</b>	C	IIA	2	.97	.57	Passivated	Gold (C)	M / 01
<b>M39012/55-3127</b>	C	IV	4	.94	.57	Passivated	Gold (C)	K / 12
<b>M39012/55-3128</b>	C	VIB	4	.95	.57	Passivated	Gold (C)	K / 12
<b>M39012/55-3129</b>	C	VIA	4	.97	.57	Passivated	Gold (C)	K / 12
<b>M39012/55-3130</b>	A	III	2	.91	.67	Gold <sup>(2)</sup>	Gold (C)	M / 01

<sup>(1)</sup> Category A: Solder sleeve with access hole as shown; Category C: Crimp sleeve without access hole.

<sup>(2)</sup> Coupling nut is passivated; body tail is gold plated for soldering of cable braid.

See page 185 for cable groups and category definitions. • Assembly procedures start on page 205. • (C) indicates captive contact.