

M39012/29—TNC Panel Jack

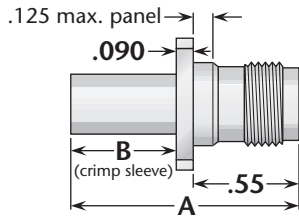


Figure 1

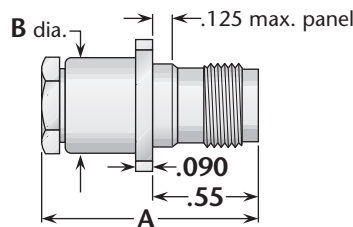
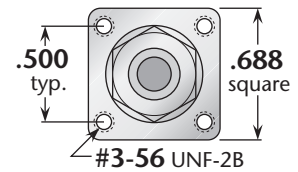


Figure 2



Flange dimensions

| M39012 P/N | Category | Cable Group | Figure | Dimensions | | Plating | | Assembly Procedure/ Trim Code |
|----------------|----------|-------------|--------|------------|-----|---------|----------|----------------------------------|
| | | | | A | B | Body | Contact | |
| M39012/29-0010 | C | VIA | 1 | 1.17 | .50 | Silver | Gold (C) | B / 19 |
| M39012/29-0011 | C | VIB | 1 | 1.17 | .50 | Silver | Gold (C) | B / 19 |
| M39012/29-0012 | C | VIIA | 1 | 1.43 | .50 | Silver | Gold (C) | B / 19 |
| M39012/29-0013 | C | IV | 1 | 1.17 | .50 | Silver | Gold (C) | B / 19 |
| M39012/29-0014 | C | VIIIB | 1 | 1.17 | .50 | Silver | Gold (C) | B / 19 |
| M39012/29-0018 | A | II | 2 | 1.16 | .50 | Silver | Gold (C) | A / 17 |
| M39012/29-0022 | C | IIA | 1 | 1.13 | .44 | Silver | Gold (C) | Contact Factory |
| M39012/29-0101 | A | VI | 2 | 1.16 | .50 | Silver | Gold (C) | A / 17 |
| M39012/29-0102 | A | VII | 2 | 1.16 | .50 | Silver | Gold (C) | A / 17 |
| M39012/29-0103 | A | IV | 2 | 1.16 | .50 | Silver | Gold (C) | A / 17 |

M39012/31—TNC Bulkhead Receptacle

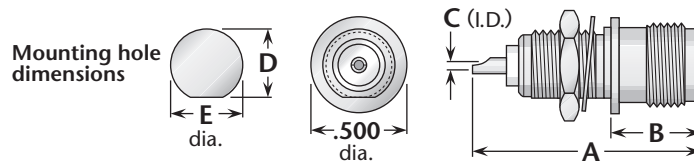


Figure 1

| M39012 P/N | Figure | Dimensions | | | | | Maximum Panel | Plating | |
|----------------|--------|------------|-----|------|------|------|---------------|---------|----------|
| | | A | B | C | D | E | | Body | Contact |
| M39012/31-0001 | 1 | 1.06 | .47 | .062 | .410 | .442 | .13 | Silver | Gold (C) |
| M39012/31-0002 | 1 | 1.19 | .47 | .062 | .348 | .380 | .25 | Silver | Gold (C) |

See page 185 for cable groups and category definitions. • Assembly procedures start on page 205. • (C) indicates captive contact.