

M39012/27—TNC Straight Jack

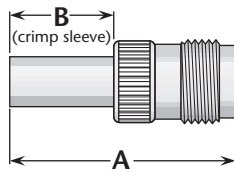


Figure 1

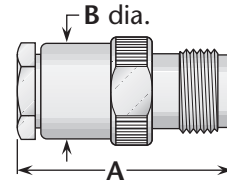


Figure 2

M39012 P/N	Category	Cable Group	Figure	Dimensions		Plating		Assembly Procedure/ Trim Code
				A	B	Body	Contact	
M39012/27-0010	C	VIA	1	1.19	.50	Silver	Gold (C)	B / 19
M39012/27-0011	C	VIB	1	1.19	.50	Silver	Gold (C)	B / 19
M39012/27-0012	C	VIIA	1	1.19	.50	Silver	Gold (C)	B / 19
M39012/27-0013	C	IV	1	1.19	.50	Silver	Gold (C)	B / 19
M39012/27-0014	C	VIIIB	1	1.19	.50	Silver	Gold (C)	B / 19
M39012/27-0018	A	II	2	1.16	.50	Silver	Gold (C)	A / 17
M39012/27-0022	C	IIA	1	1.13	.44	Silver	Gold (C)	Contact Factory
M39012/27-0023	C	V	1	1.19	.50	Silver	Gold (C)	B / 19
M39012/27-0101	A	VI	2	1.16	.50	Silver	Gold (C)	A / 17
M39012/27-0102	A	VII	2	1.16	.50	Silver	Gold (C)	A / 17
M39012/27-0103	A	IV	2	1.16	.50	Silver	Gold (C)	A / 17

M39012/28—TNC Bulkhead Jack

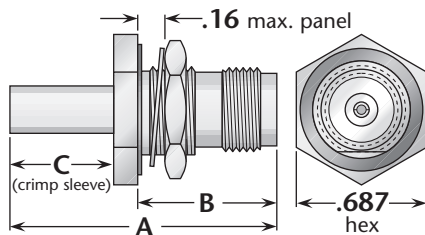


Figure 1

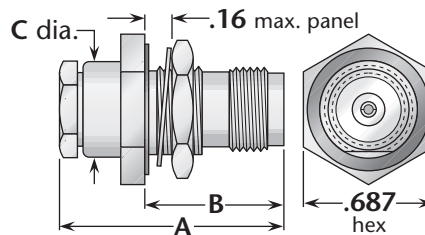
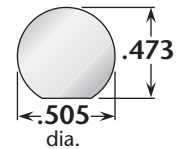


Figure 2



**Mounting hole
dimensions**

M39012 P/N	Category	Cable Group	Figure	Dimensions			Plating		Assembly Procedure/ Trim Code
				A	B	C	Body	Contact	
M39012/28-0010	C	VIA	1	1.43	.81	.50	Silver	Gold (C)	B / 19
M39012/28-0011	C	VIB	1	1.43	.81	.50	Silver	Gold (C)	B / 19
M39012/28-0012	C	VIIA	1	1.43	.81	.50	Silver	Gold (C)	B / 19
M39012/28-0013	C	IV	1	1.43	.81	.50	Silver	Gold (C)	B / 19
M39012/28-0014	C	VIIIB	1	1.43	.81	.50	Silver	Gold (C)	B / 19
M39012/28-0018	A	II	2	1.16	.81	.50	Silver	Gold (C)	A / 17
M39012/28-0022	C	IIA	1	1.37	.81	.44	Silver	Gold (C)	Contact Factory
M39012/28-0023	C	V	1	1.43	.81	.50	Silver	Gold (C)	B / 19
M39012/28-0101	A	VI	2	1.16	.81	.50	Silver	Gold (C)	A / 17
M39012/28-0102	A	VII	2	1.16	.81	.50	Silver	Gold (C)	A / 17
M39012/28-0103	A	IV	2	1.16	.81	.50	Silver	Gold (C)	A / 17

See page 185 for cable groups and category definitions. • Assembly procedures start on page 205. • (C) indicates captive contact.