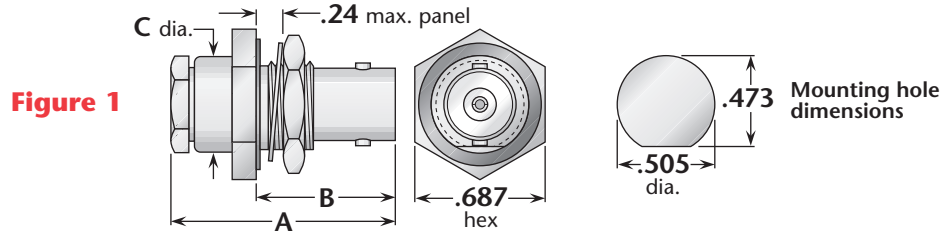
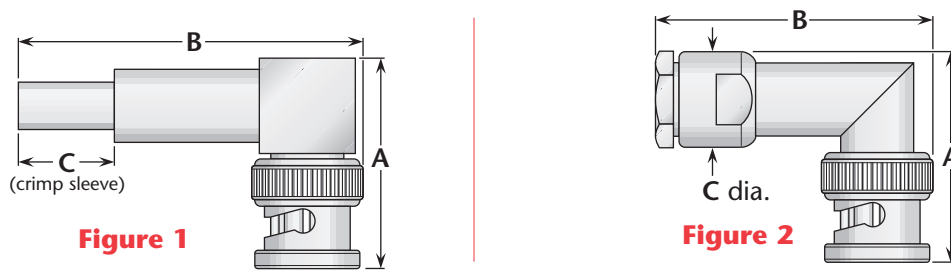


M39012/19—BNC Bulkhead Jack



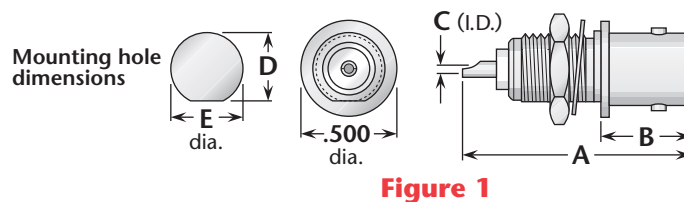
M39012 P/N	Category	Cable Group	Figure	Dimensions			Plating		Assembly Procedure/ Trim Code
				A	B	C	Body	Contact	
M39012/19-0101	A	VI	1	1.16	.81	.50	Silver	Gold (C)	A / 17
M39012/19-0102	A	VII	1	1.16	.81	.50	Silver	Gold (C)	A / 17
M39012/19-0110	A	IV	1	1.16	.81	.50	Silver	Gold (C)	A / 17
M39012/19-0111	A	VI	1	1.16	.81	.50	Silver	Gold (C)	A / 17
M39012/19-0118	A	VII	1	1.16	.81	.50	Silver	Gold (C)	A / 17
M39012/19-0220	A	II	1	1.16	.81	.50	Silver	Gold (C)	A / 17

M39012/20—BNC Right Angle Plug



M39012 P/N	Category	Cable Group	Figure	Dimensions			Plating		Assembly Procedure/ Trim Code
				A	B	C	Body	Contact	
M39012/20-0006	C	VIA	1	1.07	1.63	.50	Silver	Gold (C)	B / 19
M39012/20-0007	C	VIB	1	1.07	1.63	.50	Silver	Gold (C)	B / 19
M39012/20-0101	A	VI	2	1.09	1.61	.50	Silver	Gold (C)	A / 17
M39012/20-0102	A	VII	2	1.09	1.61	.50	Silver	Gold (C)	A / 17
M39012/20-0108	A	VII	2	1.09	1.61	.50	Silver	Gold (C)	A / 17

M39012/21—BNC Bulkhead Receptacle



M39012 P/N	Figure	Dimensions					Maximum Panel	Plating	
		A	B	C	D	E		Body	Contact
M39012/21-0001	1	1.06	.49	.062	.410	.442	.13	Silver	Gold (C)
M39012/21-0002	1	1.19	.47	.062	.348	.380	.26	Silver	Gold (C)
M39012/21-0003	1	1.19	.47	.062	.410	.442	.26	Silver	Gold (C)

See page 185 for cable groups and category definitions. • Assembly procedures start on page 205. • (C) indicates captive contact.