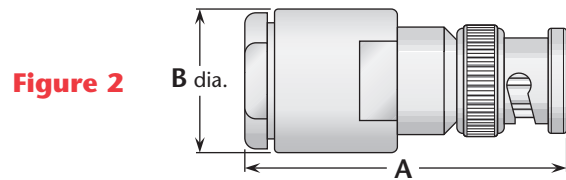
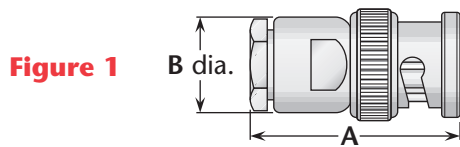
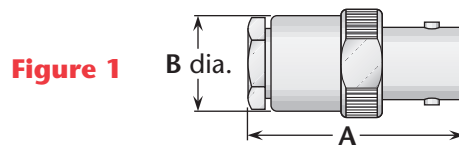


M39012/16—BNC Straight Plug



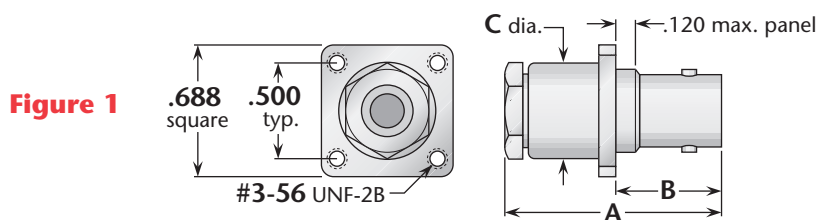
M39012 P/N	Category	Cable Group	Figure	Dimensions		Plating		Assembly Procedure/ Trim Code
				A	B	Body	Contact	
M39012/16-0101	A	VI	1	1.06	.50	Silver	Gold (C)	A / 17
M39012/16-0102	A	VII	1	1.06	.50	Silver	Gold (C)	A / 17
M39012/16-0103	A	IV	1	1.06	.50	Silver	Gold (C)	A / 17
M39012/16-0111	A	VI	1	1.06	.50	Silver	Gold (C)	A / 17
M39012/16-0118	A	VII	1	1.06	.50	Silver	Gold (C)	A / 17
M39012/16-0220	A	II	1	1.06	.50	Silver	Gold (C)	A / 37
M39012/16-0225	A	X	2	1.66	.75	Silver	Gold (C)	A / 01

M39012/17—BNC Straight Jack



M39012 P/N	Category	Cable Group	Figure	Dimensions		Plating		Assembly Procedure/ Trim Code
				A	B	Body	Contact	
M39012/17-0101	A	VI	1	1.16	.50	Silver	Gold (C)	A / 17
M39012/17-0102	A	VII	1	1.16	.50	Silver	Gold (C)	A / 17
M39012/17-0103	A	IV	1	1.16	.50	Silver	Gold (C)	A / 17
M39012/17-0111	A	VI	1	1.16	.50	Silver	Gold (C)	A / 17
M39012/17-0118	A	VII	1	1.16	.50	Silver	Gold (C)	A / 17

M39012/18—BNC Panel Jack



M39012 P/N	Category	Cable Group	Figure	Dimensions			Plating		Assembly Procedure/ Trim Code
				A	B	C	Body	Contact	
M39012/18-0101	A	VII	1	1.16	.55	.50	Silver	Gold (C)	A / 17
M39012/18-0102	A	VI	1	1.16	.55	.50	Silver	Gold (C)	A / 17
M39012/18-0103	A	IV	1	1.16	.55	.50	Silver	Gold (C)	A / 17
M39012/18-0111	A	VI	1	1.16	.55	.50	Silver	Gold (C)	A / 17
M39012/18-0118	A	VII	1	1.16	.55	.50	Silver	Gold (C)	A / 17
M39012/18-0220	A	II	1	1.16	.55	.50	Silver	Gold (C)	A / 38

See page 185 for cable groups and category definitions. • Assembly procedures start on page 205. • (C) indicates captive contact.