

M39012/02—N Panel Jack

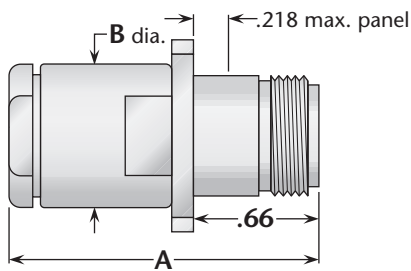


Figure 1

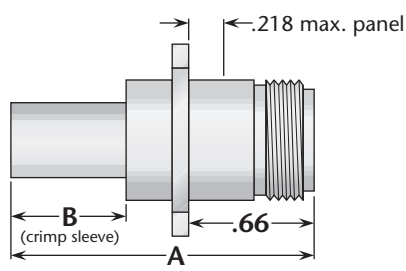
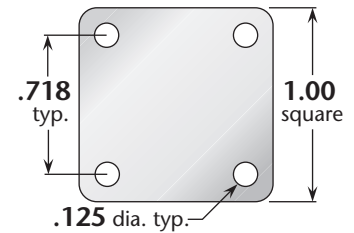


Figure 2



Flange Dimensions

M39012 P/N	Category	Cable Group	Figure	Dimensions		Plating		Assembly Procedure/ Trim Code
				A	B	Body	Contact	
M39012/02-0006	A	X	1	1.67	.75	Silver	Gold (C)	A / 01
M39012/02-0104	A	VIII	1	1.67	.75	Silver	Gold (C)	A / 01
M39012/02-0511	D	XB	2	1.64	.60	Silver	Gold (C)	B / 03
M39012/02-0512	D	XA	2	1.64	.60	Silver	Gold (C)	B / 03
M39012/02-0513	D	VIB	2	1.54	.50	Silver	Gold (C)	B / 03

M39012/03—N Bulkhead Jack

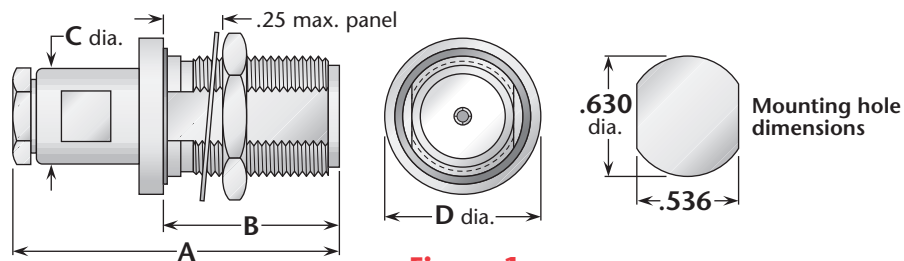


Figure 1

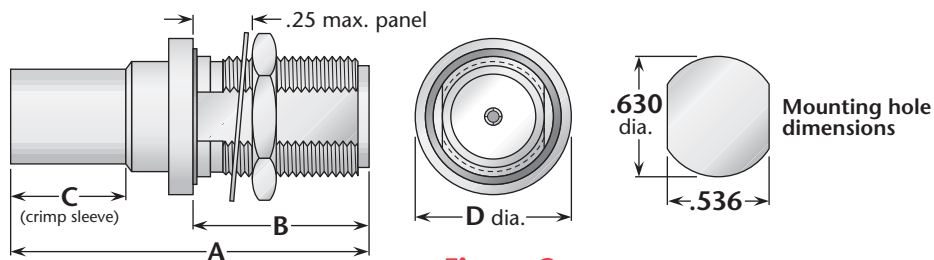


Figure 2

M39012 P/N	Category	Cable Group	Figure	Dimensions				Plating		Assembly Procedure/ Trim code
				A	B	C	D	Body	Contact	
M39012/03-0101	A	VIII	1	1.75	.92	.75	.900	Silver	Gold (C)	A / 01
M39012/03-0102	A	XII	1	1.90	.92	.88	.875	Silver	Gold (C)	A / 01
M39012/03-0501	D	XB	2	1.84	.92	.60	.875	Silver	Gold (C)	B / 03
M39012/03-0502	D	XA	2	1.84	.92	.60	.875	Silver	Gold (C)	B / 03
M39012/03-0503	D	VIB	2	1.74	.92	.50	.875	Silver	Gold (C)	B / 03
M39012/03B0004	B	XA	2	1.84	.92	.60	.875	Silver	Gold (C)	B / 03
M39012/03B0005	B	XB	2	1.84	.92	.60	.875	Silver	Gold (C)	B / 03

See page 185 for cable groups and category definitions. • Assembly procedures start on page 205. • (C) indicates captive contact.