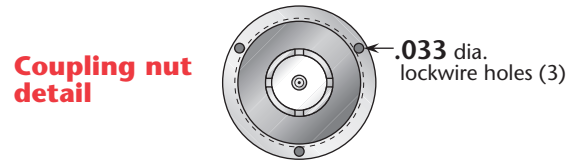
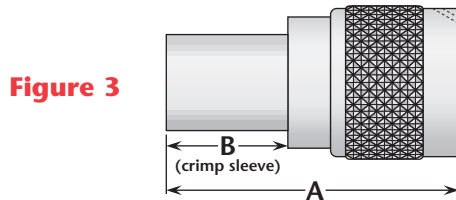
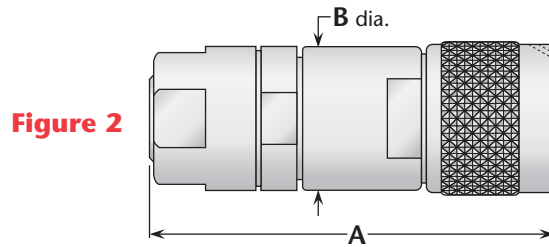
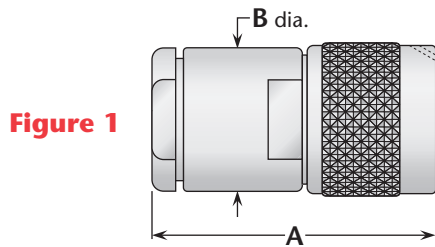
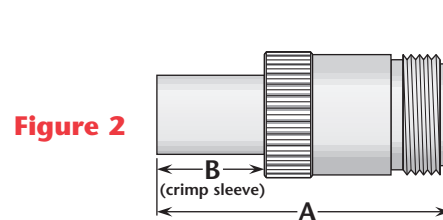
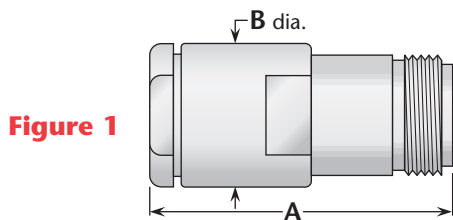


## M39012/01—N Straight Plug



M39012 P/N	Category	Cable Group	Figure	Dimensions		Plating		Assembly Procedure/ Trim Code
				A	B	Body	Contact	
M39012/01-0005	A	X	1	1.50	.75	Silver	Gold (C)	A / 01
M39012/01-0015	A	XII	1	1.80	.88	Silver	Gold (C)	A / 01
M39012/01-0125	A	XI	2	2.42	.75	Silver	Gold (C)	Contact Factory
M39012/01-0501	D	XB	3	1.55	.60	Silver	Gold (C)	B / 03
M39012/01-0502	D	XA	3	1.55	.60	Silver	Gold (C)	B / 03
M39012/01-0503	D	VIB	3	1.45	.50	Silver	Gold (C)	B / 03
M39012/01B0007	B	XA	3	1.55	.60	Silver	Gold (C)	B / 03
M39012/01B0008	B	XB	3	1.55	.60	Silver	Gold (C)	B / 03

## M39012/02—N Straight Jack



M39012 P/N	Category	Cable Group	Figure	Dimensions		Plating		Assembly Procedure/ Trim Code
				A	B	Body	Contact	
M39012/02-0003	A	X	1	1.67	.75	Silver	Gold (C)	A / 01
M39012/02-0101	A	VIII	1	1.67	.75	Silver	Gold (C)	A / 01
M39012/02-0501	D	XB	2	1.64	.60	Silver	Gold (C)	B / 03
M39012/02-0502	D	XA	2	1.64	.60	Silver	Gold (C)	B / 03
M39012/02-0503	D	VIB	2	1.54	.50	Silver	Gold (C)	B / 03
M39012/02B0008	B	XA	2	1.64	.60	Silver	Gold	B / 10
M39012/02B0009	B	XB	2	1.64	.60	Silver	Gold	B / 10

See next page for panel-mounted M39012/02 cable jacks.

See page 185 for cable groups and category definitions. • Assembly procedures start on page 205. • (C) indicates captive contact.