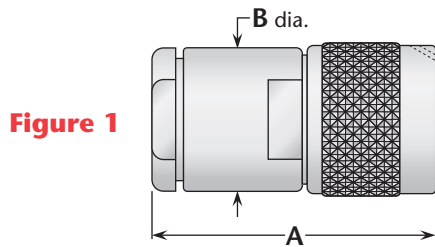
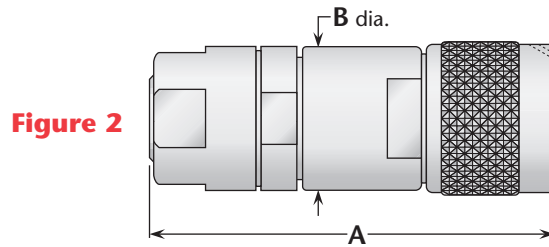


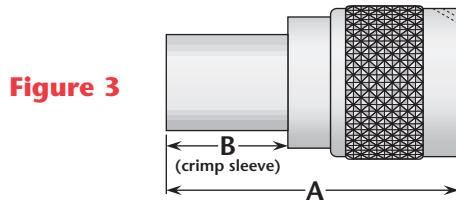
## M39012/01—N Straight Plug



**Figure 1**

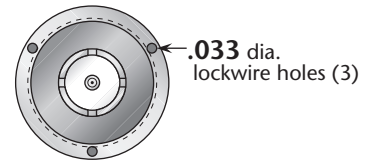


**Figure 2**



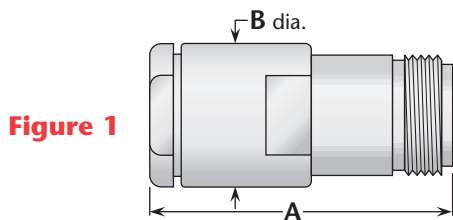
**Figure 3**

**Coupling nut detail**

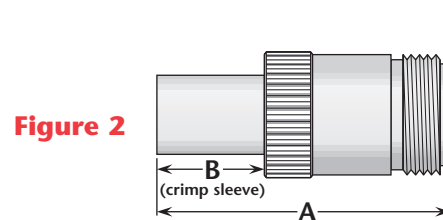


M39012 P/N	Category	Cable Group	Figure	Dimensions		Plating		Assembly Procedure/ Trim Code
				A	B	Body	Contact	
<b>M39012/01-0005</b>	A	X	1	1.50	.75	Silver	Gold (C)	A / 01
<b>M39012/01-0015</b>	A	XII	1	1.80	.88	Silver	Gold (C)	A / 01
<b>M39012/01-0125</b>	A	XI	2	2.42	.75	Silver	Gold (C)	Contact Factory
<b>M39012/01-0501</b>	D	XB	3	1.55	.60	Silver	Gold (C)	B / 03
<b>M39012/01-0502</b>	D	XA	3	1.55	.60	Silver	Gold (C)	B / 03
<b>M39012/01-0503</b>	D	VIB	3	1.45	.50	Silver	Gold (C)	B / 03
<b>M39012/01B0007</b>	B	XA	3	1.55	.60	Silver	Gold (C)	B / 03
<b>M39012/01B0008</b>	B	XB	3	1.55	.60	Silver	Gold (C)	B / 03

## M39012/02—N Straight Jack



**Figure 1**



**Figure 2**

M39012 P/N	Category	Cable Group	Figure	Dimensions		Plating		Assembly Procedure/ Trim Code
				A	B	Body	Contact	
<b>M39012/02-0003</b>	A	X	1	1.67	.75	Silver	Gold (C)	A / 01
<b>M39012/02-0101</b>	A	VIII	1	1.67	.75	Silver	Gold (C)	A / 01
<b>M39012/02-0501</b>	D	XB	2	1.64	.60	Silver	Gold (C)	B / 03
<b>M39012/02-0502</b>	D	XA	2	1.64	.60	Silver	Gold (C)	B / 03
<b>M39012/02-0503</b>	D	VIB	2	1.54	.50	Silver	Gold (C)	B / 03
<b>M39012/02B0008</b>	B	XA	2	1.64	.60	Silver	Gold	B / 10
<b>M39012/02B0009</b>	B	XB	2	1.64	.60	Silver	Gold	B / 10

See next page for panel-mounted M39012/02 cable jacks.

See page 185 for cable groups and category definitions. • Assembly procedures start on page 205. • (C) indicates captive contact.