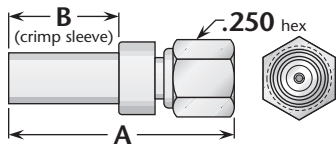
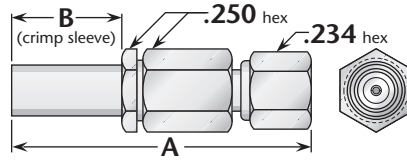


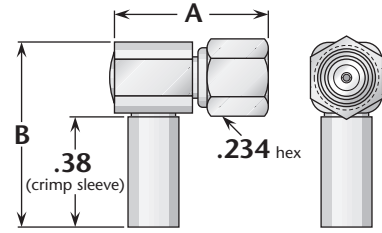
## Straight and Right Angle Plugs—For Flexible Cable



**Figure 1**  
(Crimp type)



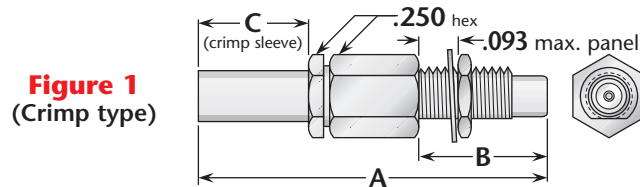
**Figure 2**  
(Crimp type)



**Figure 3**  
(Crimp type)

| Cable Group | Figure | Dimensions |     | Plating |          | Delta P/N       | Assembly Procedure/<br>Trim Code |
|-------------|--------|------------|-----|---------|----------|-----------------|----------------------------------|
|             |        | A          | B   | Body    | Contact  |                 |                                  |
| 9           | 1      | .80        | .38 | Gold    | Gold     | 2503-037-G000   | B/28                             |
| 9           | 1      | .80        | .38 | Nickel  | Gold     | 2503-037-N000   | B/28                             |
| 9           | 2      | 1.03       | .38 | Gold    | Gold (C) | 2502-045-G001-1 | ***                              |
| 9           | 2      | 1.03       | .38 | Nickel  | Gold (C) | 2502-045-N001-1 | ***                              |
| 9           | 3      | .56        | .63 | Gold    | Gold (C) | 2507-037-G001   | B/29                             |
| 9           | 3      | .56        | .63 | Nickel  | Gold (C) | 2507-037-N001   | B/29                             |
| 10          | 1      | .80        | .38 | Gold    | Gold     | 2503-100-G000   | B/28                             |
| 10          | 1      | .80        | .38 | Nickel  | Gold     | 2503-100-N000   | B/28                             |
| 10          | 2      | 1.03       | .38 | Gold    | Gold (C) | 2502-100-G000-1 | ***                              |
| 10          | 2      | 1.03       | .38 | Nickel  | Gold (C) | 2502-100-N000-1 | ***                              |
| 10          | 3      | .56        | .63 | Gold    | Gold (C) | 2507-100-G001   | B/29                             |
| 10          | 3      | .56        | .63 | Nickel  | Gold (C) | 2507-100-N001   | B/29                             |
| 11          | 1      | .80        | .38 | Gold    | Gold     | 2503-038-G000   | B/28                             |
| 11          | 1      | .80        | .38 | Nickel  | Gold     | 2503-038-N000   | B/28                             |
| 11          | 2      | 1.03       | .38 | Gold    | Gold (C) | 2502-038-G001-1 | ***                              |
| 11          | 2      | 1.03       | .38 | Nickel  | Gold (C) | 2502-038-N001-1 | ***                              |
| 11          | 3      | .56        | .63 | Gold    | Gold (C) | 2507-038-G001   | B/29                             |
| 11          | 3      | .56        | .63 | Nickel  | Gold (C) | 2507-038-N001   | B/29                             |

## Bulkhead Jack—For Flexible Cable



**Figure 1**  
(Crimp type)

| Cable Group | Fig. | Dimensions |      |     | Mounting Figure | Plating |          | Delta P/N     | Assembly Procedure/<br>Trim Code |
|-------------|------|------------|------|-----|-----------------|---------|----------|---------------|----------------------------------|
|             |      | A          | B    | C   |                 | Body    | Contact  |               |                                  |
| 9           | 1    | 1.17       | .426 | .38 | 68              | Gold    | Gold (C) | 2519-037-G681 | ***                              |
| 9           | 1    | 1.17       | .426 | .38 | 68              | Nickel  | Gold (C) | 2519-037-N681 | ***                              |
| 10          | 1    | 1.17       | .426 | .38 | 68              | Gold    | Gold (C) | 2519-100-G681 | ***                              |
| 10          | 1    | 1.17       | .426 | .38 | 68              | Nickel  | Gold (C) | 2519-100-N681 | ***                              |
| 11          | 1    | 1.17       | .426 | .38 | 68              | Gold    | Gold (C) | 2519-038-G681 | ***                              |
| 11          | 1    | 1.17       | .426 | .38 | 68              | Nickel  | Gold (C) | 2519-038-N681 | ***                              |

See page 204 for cable groups. • Assembly procedures start on page 205. •\*\*\*Contact factory for cable assembly instructions.  
See page 203 for mounting dimensions. • (C) in contact plating column indicates captive contact.