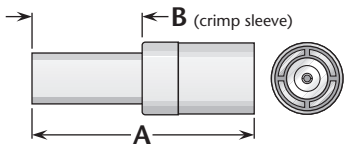
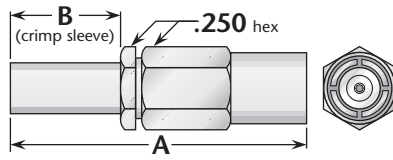


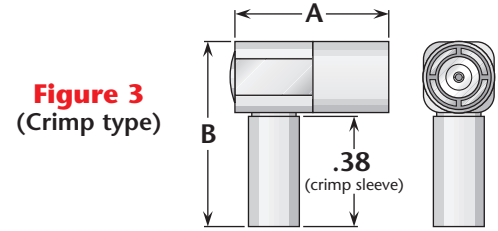
## Straight and Right Angle Plugs—For Flexible Cable



**Figure 1**  
(Crimp type)



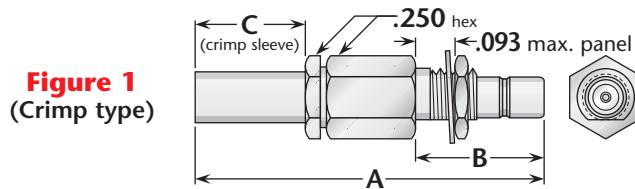
**Figure 2**  
(Crimp type)



**Figure 3**  
(Crimp type)

Cable Group	Figure	Dimensions		Plating		Delta P/N	Assembly Procedure/ Trim Code
		A	B	Body	Contact		
9	1	.80	.38	Gold	Gold	2403-037-G000-2	B/28
9	1	.80	.38	Nickel	Gold	2403-037-N000-2	B/28
9	2	1.03	.38	Gold	Gold (C)	2402-037-G001	***
9	2	1.03	.38	Nickel	Gold (C)	2402-037-N001	***
9	3	.52	.63	Gold	Gold (C)	2407-037-G001	B/29
9	3	.52	.63	Nickel	Gold (C)	2407-037-N001	B/29
10	1	.80	.38	Gold	Gold	2403-100-G000	B/28
10	1	.80	.38	Nickel	Gold	2403-100-N000	B/28
10	2	1.03	.38	Gold	Gold (C)	2402-100-G001	***
10	2	1.03	.38	Nickel	Gold (C)	2402-100-N001	***
10	3	.52	.63	Gold	Gold (C)	2407-100-G001	B/29
10	3	.52	.63	Nickel	Gold (C)	2407-100-N001	B/29
11	1	.80	.38	Gold	Gold	2403-038-G000-1	***
11	1	.80	.38	Nickel	Gold	2403-038-N000-1	***
11	2	1.03	.38	Gold	Gold (C)	2402-038-G001	***
11	2	1.03	.38	Nickel	Gold (C)	2402-038-N001	***
11	3	.52	.63	Gold	Gold (C)	2407-038-G001-1	B/29
11	3	.52	.63	Nickel	Gold (C)	2407-038-N001-1	B/29

## Bulkhead Jack—For Flexible Cable



**Figure 1**  
(Crimp type)

Cable Group	Fig.	Dimensions			Mounting Figure	Plating		Delta P/N	Assembly Procedure/ Trim Code
		A	B	C		Body	Contact		
9	1	1.17	.426	.38	68	Gold	Gold (C)	2419-037-G681	***
9	1	1.17	.426	.38	68	Nickel	Gold (C)	2419-037-N681	***
10	1	1.17	.426	.38	68	Gold	Gold (C)	2419-100-G681	***
10	1	1.17	.426	.38	68	Nickel	Gold (C)	2419-100-N681	***
11	1	1.17	.426	.38	68	Gold	Gold (C)	2419-038-G681	***
11	1	1.17	.426	.38	68	Nickel	Gold (C)	2419-038-N681	***

See page 204 for cable groups. • Assembly procedures start on page 205. •\*\*\*Contact factory for cable assembly instructions.  
See page 203 for mounting dimensions. • (C) in contact plating column indicates captive contact.