

Straight and Right Angle Plugs for Flexible Cable—Standard Mating

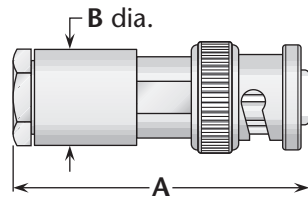


Figure 1
(Clamp type)

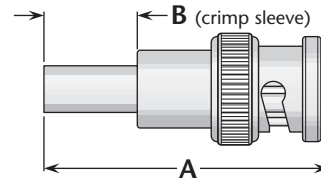


Figure 2
(Crimp type)

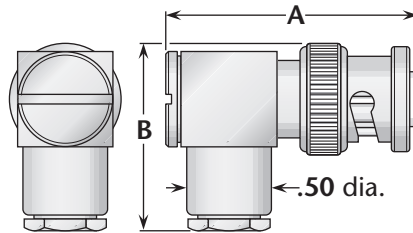


Figure 3
(Clamp type)

Cable Group	Figure	Dimensions		Plating		Delta P/N	Assembly Procedure/ Trim Code
		A	B	Body	Contact		
5, 6	1	1.56	.50	Nickel	Silver	1701-015-N000	A/30
7	1	1.56	.50	Nickel	Silver	UG-932A/U	A/30
8A	1	1.56	.50	Nickel	Silver	1701-029-N000	A/30
5	2	1.44	.50	Nickel	Silver	1703-017-N000	B/25
7	2	1.44	.50	Nickel	Silver	1703-020-N000	B/25
5, 6	3	1.27	1.03	Nickel	Silver (C)	1705-015-N000	A/32
7	3	1.27	1.03	Nickel	Silver (C)	1705-021-N000	A/32

Straight Plug for Flexible Cable—Polarized Mating

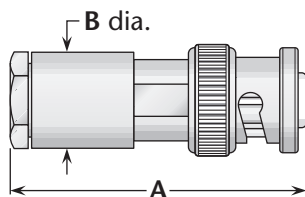


Figure 1
(Clamp type)

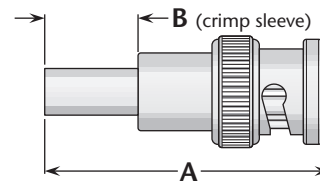


Figure 2
(Crimp type)

Cable Group	Figure	Dimensions		Plating		Delta P/N	Assembly Procedure/ Trim Code
		A	B	Body	Contact		
5, 6	1	1.56	.50	Nickel	Silver	1701-015-N002	A/30
8A	1	1.56	.50	Nickel	Silver	1701-029-N002	A/30
5	2	1.44	.50	Nickel	Silver	1703-017-N002	B/25
7	2	1.44	.50	Nickel	Silver	1703-020-N002	B/25

See page 204 for cable groups. • Assembly procedures start on page 205.
(C) in contact plating column indicates captive contact. • See page 6 for alternate body plating information.