

Straight and Right Angle Plugs for Flexible Cable—Standard Mating

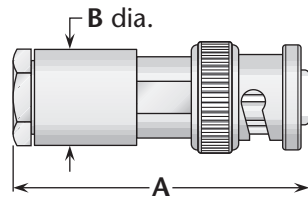


Figure 1
(Clamp type)

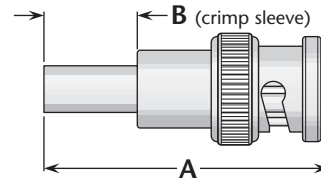


Figure 2
(Crimp type)

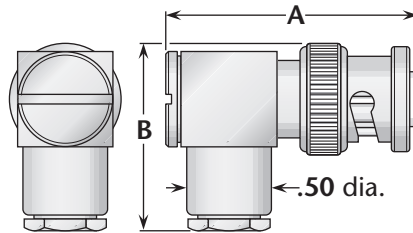


Figure 3
(Clamp type)

| Cable Group | Figure | Dimensions | | Plating | | Delta P/N | Assembly Procedure/ Trim Code |
|-------------|--------|------------|------|---------|------------|---------------|----------------------------------|
| | | A | B | Body | Contact | | |
| 5, 6 | 1 | 1.56 | .50 | Nickel | Silver | 1701-015-N000 | A/30 |
| 7 | 1 | 1.56 | .50 | Nickel | Silver | UG-932A/U | A/30 |
| 8A | 1 | 1.56 | .50 | Nickel | Silver | 1701-029-N000 | A/30 |
| 5 | 2 | 1.44 | .50 | Nickel | Silver | 1703-017-N000 | B/25 |
| 7 | 2 | 1.44 | .50 | Nickel | Silver | 1703-020-N000 | B/25 |
| 5, 6 | 3 | 1.27 | 1.03 | Nickel | Silver (C) | 1705-015-N000 | A/32 |
| 7 | 3 | 1.27 | 1.03 | Nickel | Silver (C) | 1705-021-N000 | A/32 |

Straight Plug for Flexible Cable—Polarized Mating

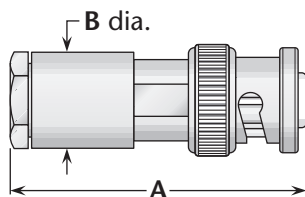


Figure 1
(Clamp type)

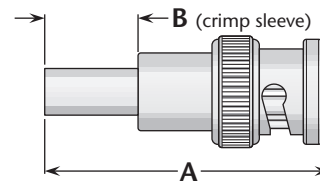


Figure 2
(Crimp type)

| Cable Group | Figure | Dimensions | | Plating | | Delta P/N | Assembly Procedure/ Trim Code |
|-------------|--------|------------|-----|---------|---------|---------------|----------------------------------|
| | | A | B | Body | Contact | | |
| 5, 6 | 1 | 1.56 | .50 | Nickel | Silver | 1701-015-N002 | A/30 |
| 8A | 1 | 1.56 | .50 | Nickel | Silver | 1701-029-N002 | A/30 |
| 5 | 2 | 1.44 | .50 | Nickel | Silver | 1703-017-N002 | B/25 |
| 7 | 2 | 1.44 | .50 | Nickel | Silver | 1703-020-N002 | B/25 |

See page 204 for cable groups. • Assembly procedures start on page 205.
(C) in contact plating column indicates captive contact. • See page 6 for alternate body plating information.